





# SPaG: Sequencing Sentences to Form Short Narratives

<p><b>Aim:</b> To be able to sequence sentences to form short narratives. I can order sentences to tell a story.</p>	<p><b>Prior Learning:</b> It will be helpful if children have knowledge of the fairy tales used in the lesson and that they are able to read and write short sentences.</p>	<p><b>Resources:</b> <b>Lesson Pack</b> Scissors Glue Whiteboards and pens</p>
<p><b>Success Criteria:</b> I can read sentences carefully. I can put sentences in order to tell a story. I can spot when sentences are not in the right order.</p>	<p><b>Key/New Words:</b> Sentence, order, story, sequence.</p>	<p><b>Preparation:</b> Differentiated <b>Fairy Tale Sentences 1 Activity Sheet</b> - 1 per child Differentiated <b>Fairy Tale Sentences 2 Activity Sheet</b> - 1 per child <b>Application Activity</b> - 1 per child as required</p>

	<p><b>Introductory Activity: Sentences in Sequence</b> Read the information about sequencing sentences. Ask children to work out the order of the beginnings of the two fairy stories. Discuss why the sentences go in that order. Highlight the words which give clues about the sentence order.</p>
	<p><b>Independent Focused Activity: Fairy Tale Sentences 1</b> Children complete the differentiated <b>Fairy Tale Sentences 1 Activity Sheets</b>. Can children read the sentences and put them into the correct order?</p>
	<p><b>Review Activity: The Wrong Order</b> Ask children to think of reasons why the sequence of sentences in a story is important. Share ideas and discuss. Address any misconceptions. Challenge the children to find the sentence that is not in the right place in the short stories on the <b>Lesson Presentation</b>. Discuss how we can tell the sentences are not where they should be. Can children spot when the sentences are not in the right place? Can they explain what is wrong?</p>

	<p><b>Consolidation Activity: Fairy Tale Sentences 2</b> Children use the story starters from the <b>Fairy Tale Sentences 1 Activity Sheets</b> and write the next sentences of the story in the correct sequence on the differentiated <b>Fairy Tale Sentences 2 Activity Sheets</b>. Can children unjumble the sentences to tell the story in the correct sequence?</p>
------------------------------------------------------------------------------------	-----------------------------------------------------------------------------------------------------------------------------------------------------------------------------------------------------------------------------------------------------------------------------------------------------------------------------------------------------------------------------------

	<p><b>Assessment: What Comes Next?</b> Read the sentences on the <b>Lesson Presentation</b> to the children. Ask them to write 'a' or 'b' on their whiteboards to show which sentence they think comes next and to help you assess their understanding of sequencing in a story. Discuss the answers as they are revealed, asking the children to explain why 'a' or 'b' fits the sequence best. Look for children who are able to logically work out why a given sentence would be next in the sequence. The children complete the <b>Application Activity</b> as required.</p>
------------------------------------------------------------------------------------	----------------------------------------------------------------------------------------------------------------------------------------------------------------------------------------------------------------------------------------------------------------------------------------------------------------------------------------------------------------------------------------------------------------------------------------------------------------------------------------------------------------------------------------------------------------------------------------------